

PRODUCT

2013 2023







# PHILOSOPHY

“Being born in a family-run business context, I was able to live and learn techniques and characteristics of craftsmanship from an early age. Right from the start, being in direct contact with my dad but even before that with my grandfather, I was able to appreciate the dexterity and the so-called “craft” of woodworking.

The family carpentry workshop evolved up until the 90’s when it grew with a showroom dedicated to exhibitions.

Over time, the need to create a design team to meet customer needs has become stronger and stronger. The product requested by the client was increasingly customized and the need to have a design studio led to the birth of “Varetto design” in 2005. The product requested by the client was increasingly customized and the need to have a design studio led to the birth of “Varetto design” in 2005. Sustainability, efficiency and attention to detail combined with a simple yet sophisticated design, guides our vision through the application of modern technologies and artisan traditions.

From beginning to end of the creative process, the philosophy of my studio is to create while integrating the client’s emotions and offering unique design pieces. This process consists of a constant collaboration with partners and customers. Together with the exploration of the dialogue between architecture and environment, void and solid, translucency and transparency.”



The Varetto design team is made up of highly qualified architects and designers, each with their own characteristics and skills. With decades of experience in the retail, residential and commercial sectors, the architect Davide Varetto and his collaborators deals on a daily basis with outdoor and indoor interior design, including design at an international level. The studio offers its customers new and innovative scenarios in the field of design.

From manual drawing and the art of pantone we move on to design using sophisticated software and project presentation with photorealistic renderings and video images.

The project is followed through to the smallest detail, engaging the customer throughout the whole process in order to achieve an excellent final result.



The carpentry workshop attached to the studio is the most important element of Varetto Design. This space is where creativity, design ideas, objects and furnishings are created and designed by the team.

The vast knowledge of materials and techniques lead to the creation of pure design.

The dexterity mixed with the technology of the machinery is supported by craftsmen with outstanding skills, who bring their craft to the service of design.

Resin, wood, metal, leather and fabrics are worked while keeping their characteristics intact.

We are constantly searching for new materials and new processes.

The new IDEA!! collection was born from the laboratory. Directly from the workshop. The materials in their simplicity are worked and assembled to recreate objects, tables, seats, lighting... Refined antique woods, raw iron combined with contemporary materials show all their beauty and blend well with modern and minimalist interiors.

Light fits into this collection without becoming the determining element but communicates with a language of its own. Simplicity, harmony and functionality create IDEA!! by Varetto Design.

# OUR TEAM

FEDERICA BRUSCO  
Architect

MARILENA GROBBO  
Interior designer

DAVIDE VARETTO  
CEO Architect - Interior designer

ALESSIA STIVALA  
Architect







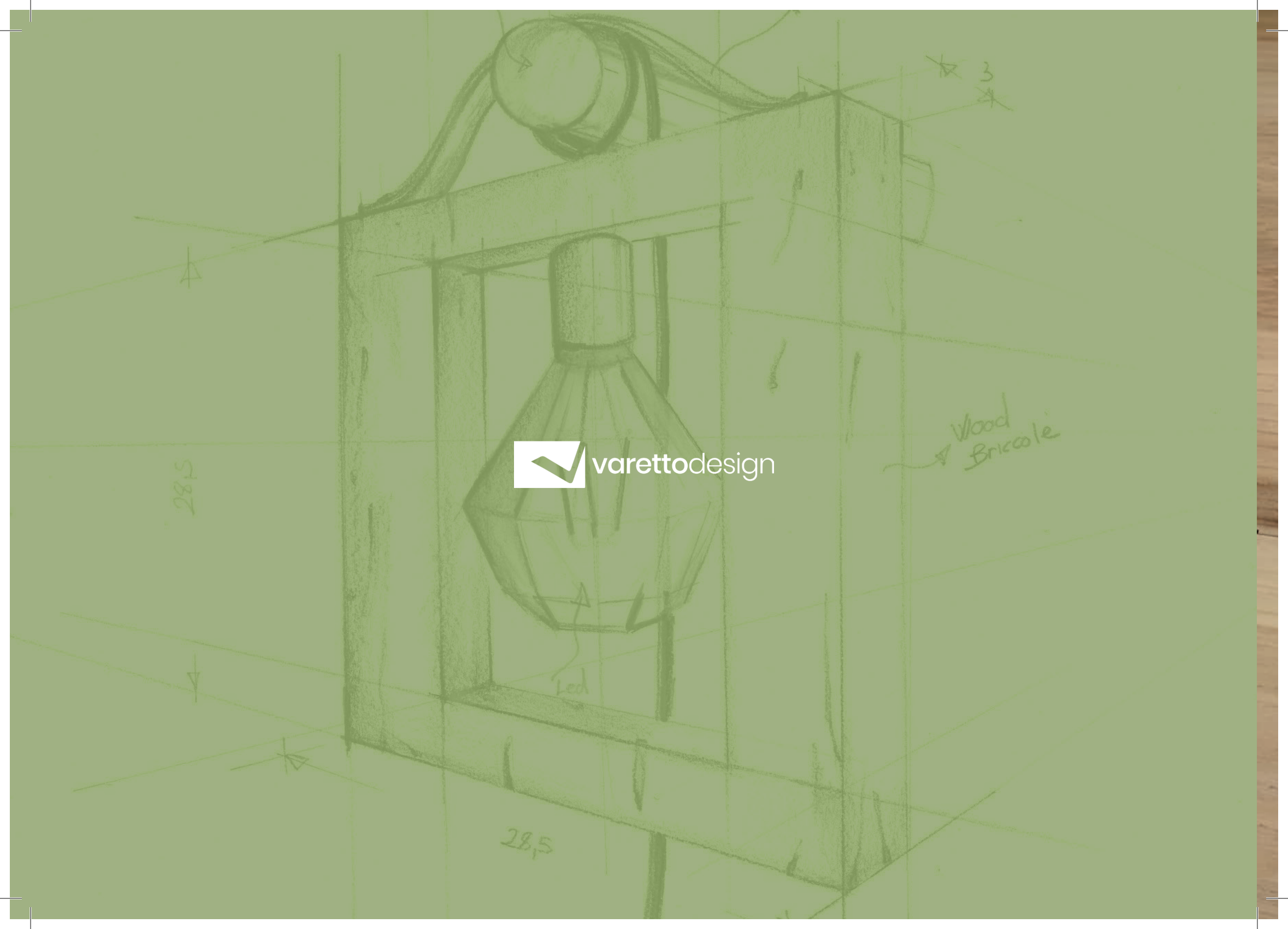












28,5



varettodesign

Wood  
Bricole

Led

28,5

# Collezione IDEA





Sideboard in Canaletto walnut with base in lacquered iron, top in quartz and knob in resin-coated stone.





# 1. MADIA



## 2. WOODEN PICTURES

Pictures in Canaletto walnut,  
lead casting and glossy resin.



## 3. BATHING WOOD

Separè composed of wooden strips  
worked with a central iron bar.









Wall lamps with wooden, plexiglass or leather covered plexiglass structure, with leather handle and fabric cable.






## 4. VENICE LAMPS





## 5. WOOD & RESIN TABLE





Coffee table/Pouf composed of a plane tree trunk with resin casting and internal lighting diameter 50cm.

It is possible with the internally lacquered variant.





## 6. LAMP SHELF



Shelf in natural oak with elements in plexiglass and light bulb.



## 7. WOODEN CHANDELIER





## 8. WOOD & RESIN TABLE





Coffee tables with top in Canaletto  
walnut, oak and resin and cement  
resin with iron bases.







Coffee table with concrete resin top with vintage decorations and iron base.



## 9. COFFE TABLE





## 10. WOOD & STONEWARE TABLE







 varettodesign

Coffee table with elements in natural oak veneer and 0.6 cm thick laminam, with internal lighting.







## 11. TABLE & LAMPS IN RESIN CEMENT



Round table with resin-cement top and wooden base e iron diameter 45.

Circular lamps in resin-cement and plexiglass diameter 10.



## 12. WOOD TATTOO



## 13. WOOD & RESIN TABLE





Table with horse chestnut top secular and opaque resin 90x200 thickness 4 cm and base in smoked glass and secular horse chestnut.





Coffee tables with top in Canaletto walnut, oak and resin and cement resin with iron bases.




Table with top in stoneware and solid natural oak 90x200 thickness 6cm, with base in lacquered iron.

Supply performed in Dubai,  
December 2022



## 14. WOOD & STONEWARE TABLE



## 15. CHESTNUT TOP SECULAR







Table with horse chestnut top secular and opaque resin 90x200 thickness 4 cm and base in smoked glass and secular horse chestnut.







## 16. WOODEN TABLE




Natural cedar table 90x200 thickness 12cm  
and base composed of two iron cylinders.



## 17. MINI KITCHEN

MiniCompact Plus di MiniCucine.com, custom by Varetto Design

















## FINISHES











## CONTACT US

Strada Chivasso, 40 - Gassino T.se 10090  
+39 011 9601830  
info@varettodesign.it  
varettodesign.it

## FOLLOW US ON SOCIAL MEDIA



## OUR PARTNERS









